



**University of Baghdad
College of Science for Women**

Cloud Computer Lab Materials

Department of Computer Science

4th class

2023/2024

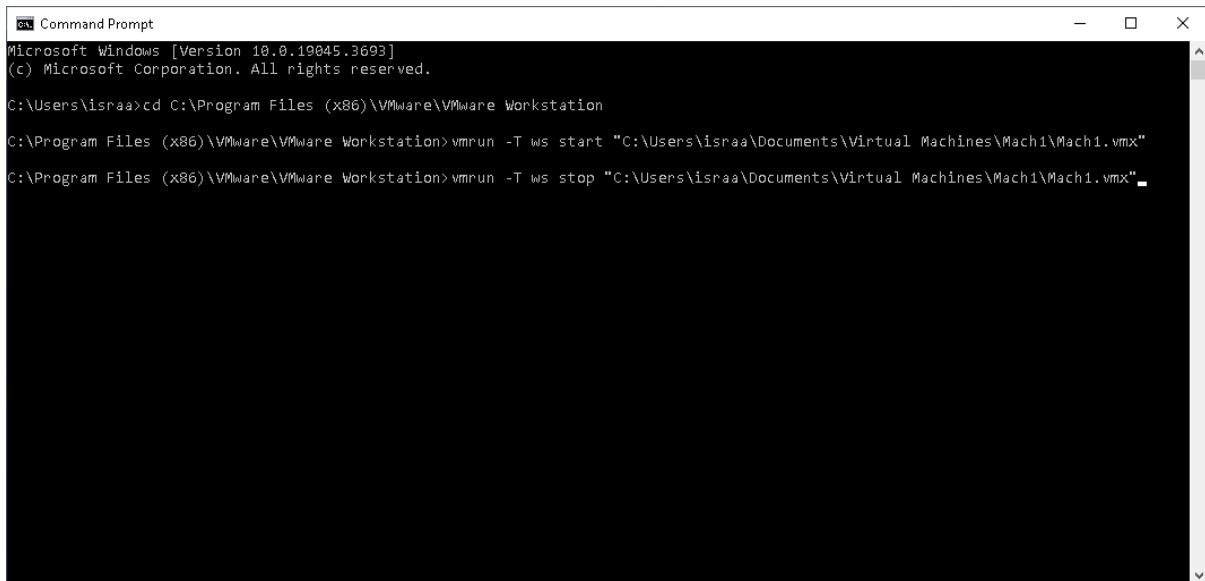
Academic Staff

Assist Prof. Yousra Abd Alsahib

Assist Lecturer : Israa Majeed Hameed

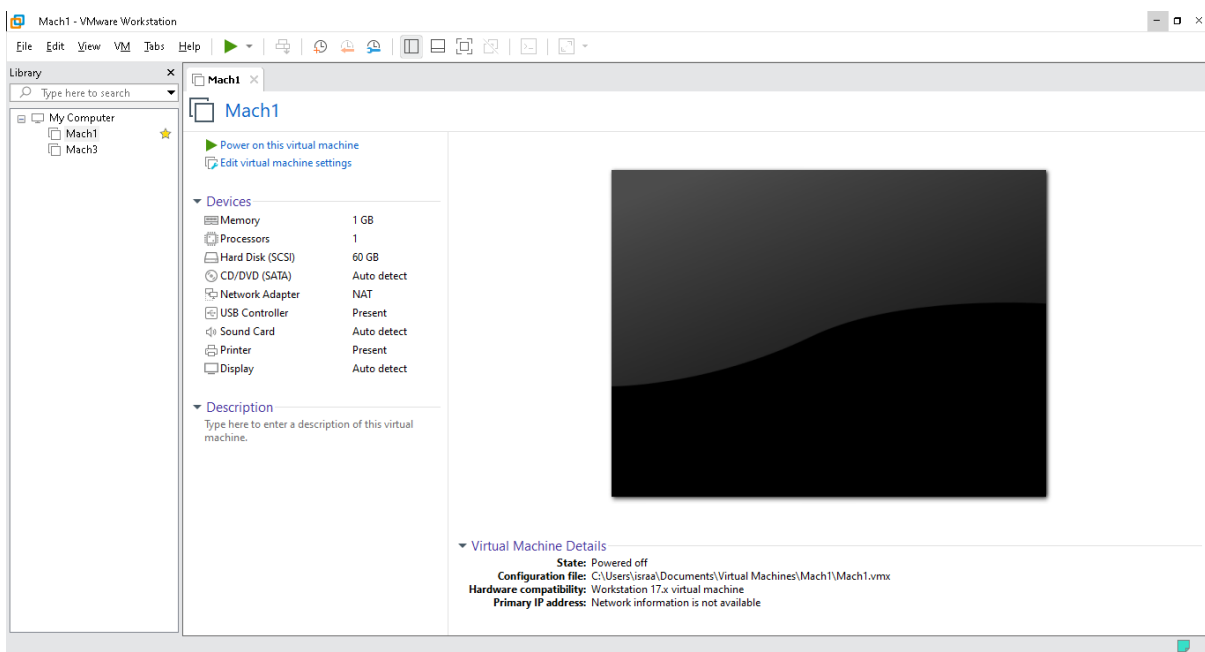
8- Shutting down VM by using cmd command line

Follow the same instructions in number 7, but use the below command in order to shut down the VM:



```
Command Prompt
Microsoft Windows [Version 10.0.19045.3693]
(c) Microsoft Corporation. All rights reserved.

C:\Users\israa>cd C:\Program Files (x86)\VMware\VMware Workstation
C:\Program Files (x86)\VMware\VMware Workstation>vmrun -T ws start "C:\Users\israa\Documents\Virtual Machines\Mach1\Mach1.vmx"
C:\Program Files (x86)\VMware\VMware Workstation>vmrun -T ws stop "C:\Users\israa\Documents\Virtual Machines\Mach1\Mach1.vmx"
```



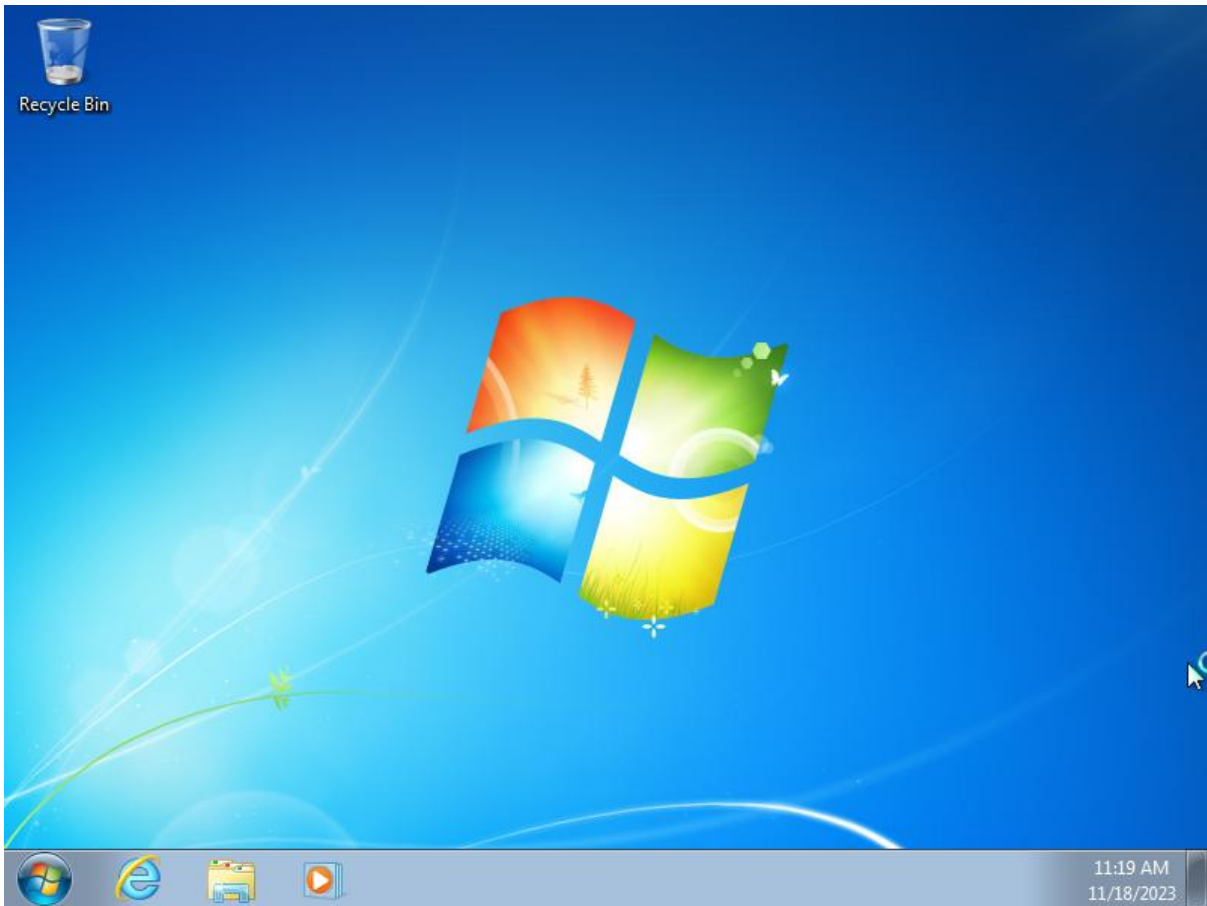
9- Reset VM by using cmd command line

In order to reset an opened VM machine , use the below command :

```
Command Prompt
Microsoft Windows [Version 10.0.19045.3693]
(c) Microsoft Corporation. All rights reserved.

C:\Users\israa>cd C:\Program Files (x86)\VMware\VMware Workstation
C:\Program Files (x86)\VMware\VMware Workstation>vmrun -T ws start "C:\Users\israa\Documents\Virtual Machines\Mach1\Mach1.vmx"
C:\Program Files (x86)\VMware\VMware Workstation>vmrun -T ws stop "C:\Users\israa\Documents\Virtual Machines\Mach1\Mach1.vmx"
C:\Program Files (x86)\VMware\VMware Workstation>vmrun -T ws reset "C:\Users\israa\Documents\Virtual Machines\Mach1\Mach1.vmx"
```

The VM machine should be turned on.



Windows Error Recovery

Windows did not shut down successfully. If this was due to the system not responding, or if the system was shut down to protect data, you might be able to recover by choosing one of the Safe Mode configurations from the menu below:

(Use the arrow keys to highlight your choice.)

- Safe Mode
- Safe Mode with Networking
- Safe Mode with Command Prompt

Start Windows Normally

Seconds until the highlighted choice will be selected automatically: 28
Description: Start Windows with its regular settings.

ENTER=Choose

10- How to get the IP of Host and Guest machines

Use the cmd command line:

ipconfig